

HX00 SERIES

On/Off Status Current Switches



Reliable

More reliable for status than relays across auxiliary contacts

Installation flexibility

Removable mounting bracket provides installation flexibility

Ideal for direct-drive units

Ideal for direct-drive units, unit vents, fan coil units, exhaust fans, and other fixed loads

Flexibility

Bracket on H900 can be installed in three different configurations

Low setpoint

Minimum trip point as low as 0.15 A (H600)...avoids the need for multiple wraps of the conductor through the sensor even on loads as small as 1/5 HP

Quick installation

Split-core H300, H600 and H900 for fast retrofit installation

Hawkeye x00 on/off current switches provide a cost-effective solution for monitoring status on unit vents, exhaust fans, recirculation pumps, and other fixed loads where belt loss is not a concern.

Veris has applied new technology to the H300, H600, and H800 models to achieve impressive improvement in turn-on levels. The Hawkeye H300 and H600 have the lowest turn-on current in the industry at a mere 0.15 A!

APPLICATIONS

- Electrical load status
- Direct-drive units, exhaust fans, process motors, and other fixed loads
- Lighting run times and status
- VFD output On/Off status
- Direct-Drive units, unit vents, fan coil units, exhaust fans, and other fixed loads

SPECIFICATIONS

Sensor Power	N.O models: Induced from monitored current; H800NC: 5 to 30 Vdc, permanently connected
Insulation Class	600 Vac RMS (UL), 300 Vac RMS (CE)
Frequency Range	50/60 Hz, On/Off status for Variable Frequency Drive (VFD) outputs at 12 to 115 Hz (a)
Temperature Range: H800NC, H300, H900	-15 to 60 °C (5 to 140 °F)
H600	-15 to 40 °C (5 to 104 °F) (to 200 A);
H800, H800HV	-15 to 60 °C (5 to 140 °F) (to 150 A) -40 to 50 °C (-40 to 122 °F) (to 200 A); -40 to 75 °C (-40 to 167 °F) (to 100 A, and 0.25 A status output)
Humidity Range	10 to 90% RH non-condensing
Off State Leakage (H800NC Only)	34 µA @ 5 Vdc, 200 µA @ 30 Vdc
On State Voltage Drop (H800NC Only)	1.9 Vdc (max.) @ 0.1 A

Terminal Block Wire Size H600, H800, H900 H300	24 to 14 AWG (0.2 to 2.1 mm ²); 22 to 16 AWG (0.3 to 1.3 mm ²)
Terminal Block Torque H600, H800, H900 H300	3.5 to 4.4 in-lbs (0.4 to 0.5 N-m); 7 in-lbs (0.8 N-m)

WARRANTY

Limited Warranty	5 years
------------------	---------

AGENCY APPROVALS

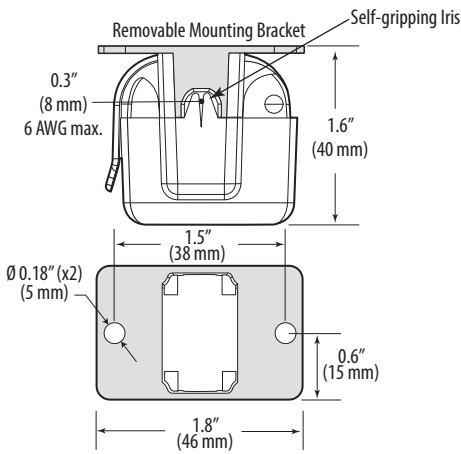
Agency approvals	UL 508 open device listing; CE: EN61010-1, CAT III, Pollution Degree 2, basic insulation
------------------	--



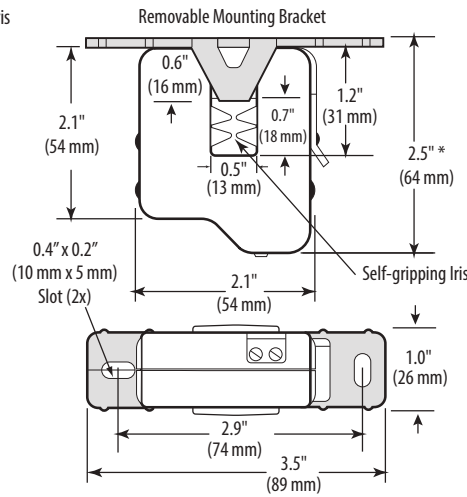
Note: Do not use the LED status indicators as evidence of applied voltage.

(a) VFD systems generate fields that can disrupt electrical devices. Ensure that these fields are minimized and are not affecting the sensor.

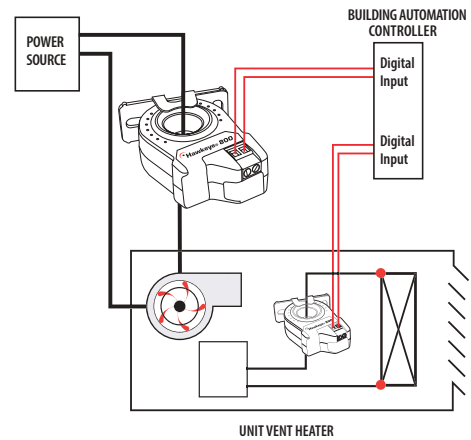
H300
Dimensional Drawing



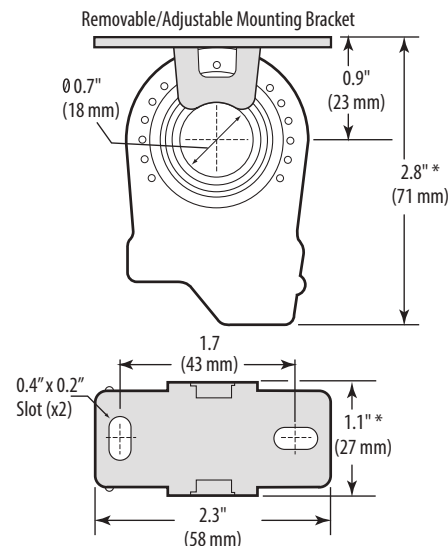
H600
Dimensional Drawing



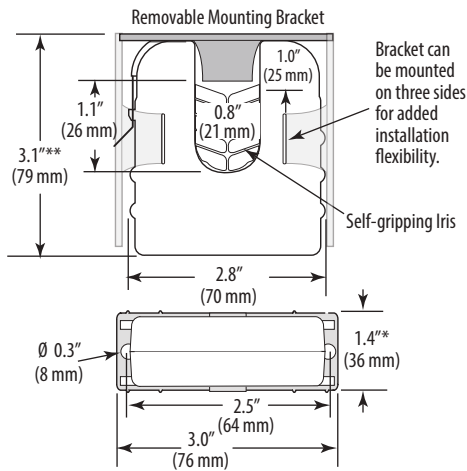
UNIT VENT HEATER CONTROL
Wiring Diagram



H800, H800HV, H800NC
Dimensional Drawing



H900
Dimensional Drawing



* Terminal block may extend up to 1/8" over the height dimensions shown.
** Slide switch may extend up to 1/4" over the height dimensions shown.

ORDERING INFORMATION

MODEL	AMPERAGE RANGE @ 50/60 HZ ONLY	STATUS OUTPUT (MAX.)	TRIP POINT	HOUSING	UL	CE	LEAD FREE
H300	0.15 to 60 A	N.O. 1.0 A @ 30 Vac/dc	0.15 A or less	Split-core	• ²	•	
H600	0.15 to 200 A	N.O. 1.0 A @ 30 Vac/dc	0.15 A or less	Split-core	• ¹	•	
H800	0.25 to 200 A	N.O. 1.0 A @ 30 Vac/dc	0.25 A or less	Solid-core	• ¹	•	
H800NC	0.5 to 200 A	N.C. 0.1 A @ 30 Vdc	0.5 A or less	Solid-core	• ¹		•
H800HV	0.75 to 200 A	N.O. 0.5 A @ 250 Vac/dc	0.75 A or less	Solid-core	• ³		
H900	1.5 to 200 A	N.O. 1.0 A @ 30 Vac/dc	1.5 A or less	Split-core	•	•	

- Listed for use on 75°C insulated conductors.
- Product provides functional insulation only.
- Listed for use on 90°C insulated conductors.