

HX23 SERIES

Load Trending with 0 to 10 Vdc Output



The Hawkeye 623-xx, 723LC, 723HC, and 923 Series provide accurate load trending information with a proportional 0 to 10 Vdc output signal. Devices offer three amperage range options, with slide-switch selection for easy field adjustment – no need for jumpers.

SPECIFICATIONS

Sensor Power	Induced from monitored current
Insulation Class	600 Vac RMS (UL) (H623-xx) 300 Vac RMS (CE) (H623-xx, H723, H923)
Frequency Range	50/60 Hz nominal
Temperature Range	-15 to 60 °C (5 to 140 °F)
Humidity Range	10 to 90% RH, non-condensing
Accuracy	±2% F.S. from 10% to 100% (range)
Response Time	2 sec.
Terminal Block Wire Size	24 to 14 AWG (0.2 to 2.1 mm ²)
Terminal Block Torque	3.5 to 4.4 in-lbs (0.4 to 0.5 N-m)

WARRANTY

Limited Warranty	5 years
------------------	---------

AGENCY APPROVALS

Agency Approvals	UL 508 open device listing (H623-xx only); CE: EN61010-1, CAT III, Pollution Degree 2, basic insulation
------------------	---



Self-powered analog

Self-powered analog current transducer 0 to 10 Vdc output

Retrofit

Self-gripping, split-core design for fast retrofit installation...no need to remove conductor (H623-xx and H923)

No jumpers

No jumpers on unit...reduces installation error

APPLICATIONS

- Load trending
- Motor control
- Fan/pump status

No external power required

No external power required for sensor

Factory calibrated

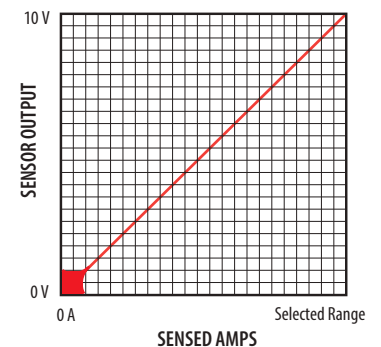
Factory calibrated ranges for high resolution and installation ease

Field-selectable ranges

Some models available with field-selectable ranges

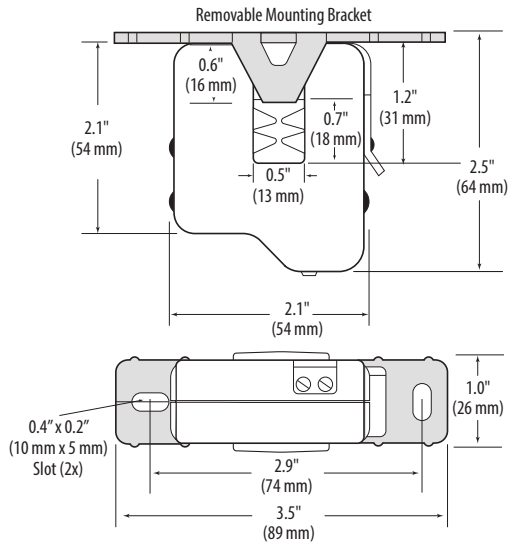
EXAMPLE LINEAR OUTPUT

Scale software as shown



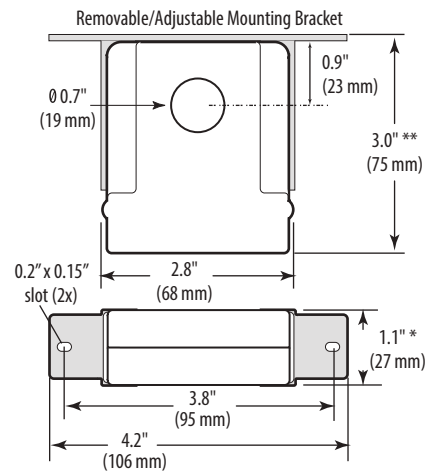
H623-XX

Dimensional Drawing



H723LC/H723HC

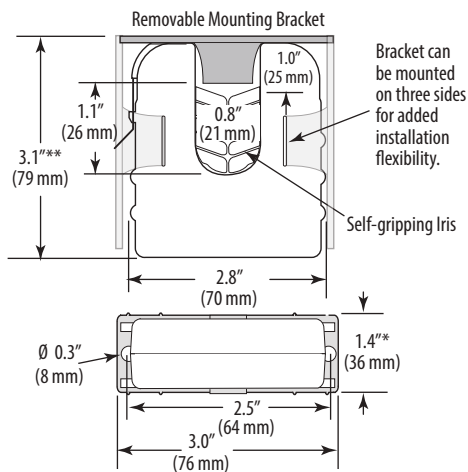
Dimensional Drawing



* Terminal block may extend up to 1/8" over the height dimensions shown.
** Slide switch may extend up to 1/4" over the height dimensions shown.

H923

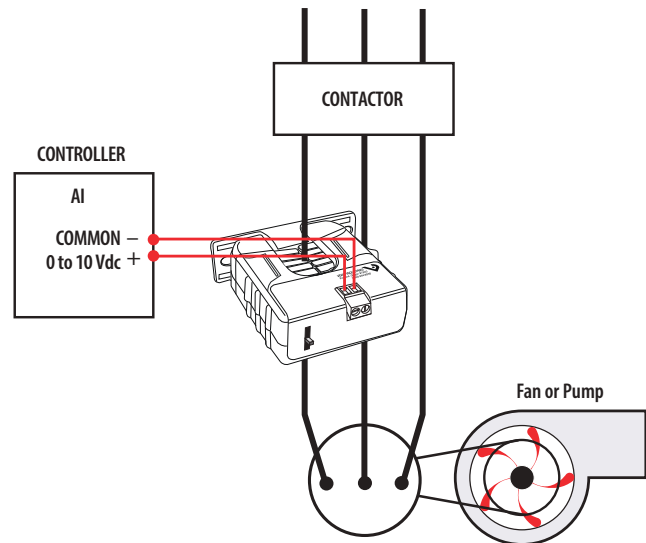
Dimensional Drawing



* Terminal block may extend up to 1/8" over the height dimensions shown.
** Slide switch may extend up to 1/4" over the height dimensions shown.

MONITORING FAN/PUMP MOTORS FOR POSITIVE PROOF OF FLOW

Wiring Diagram



ORDERING INFORMATION

MODEL	AMPERAGE RANGE	SENSOR OUTPUT	HOUSING	UL	CE
H623-10	0 to 10 A	0 to 10 Vdc	Split-core	•	•
H623-20	0 to 20 A		Split-core	•	•
H723LC	0 to 10/20/40 A		Solid-core		•
H723HC	0 to 50/100/200 A		Solid-core		•
H923	0 to 20/100/150 A		Split-core		•