



HMDW110 Series Humidity and Temperature Transmitters

For High-accuracy Measurements in HVAC Applications



Features

- Accurate humidity and temperature transmitters for measurements in HVAC and cleanroom applications
- Outdoor transmitter with professional-grade radiation shield
- Proven HUMICAP® 180R sensor for superior long-term stability
- ± 2 %RH accuracy
- 3-point traceable calibration (certificate included)
- On-site calibration with HM70 Hand-Held Meter or Vaisala Insight PC software
- Current (4 ... 20 mA) or Modbus RTU output variants
- Default output parameters are relative humidity and temperature. Dew point temperature, wet bulb temperature, and enthalpy outputs selectable with Vaisala Insight PC software.

Vaisala HUMICAP® Humidity and Temperature Transmitter Series HMDW110 measure relative humidity and temperature in multiple HVAC applications. The series includes transmitters for duct mounting, IP65-classified wall transmitters, and outdoor transmitters with integrated radiation shields.

Proven Vaisala HUMICAP® Performance

The cost-efficient HMDW110 series transmitters are equipped with trusted HUMICAP® 180R sensors. The sensor's superior long-term stability minimizes maintenance needs throughout the transmitter's lifetime. If necessary, the transmitter can be field-calibrated using either an HM70 Hand-Held Humidity and Temperature Meter, or Vaisala Insight PC software.

HMDW110 series instruments are individually adjusted and delivered with a traceable calibration certificate.

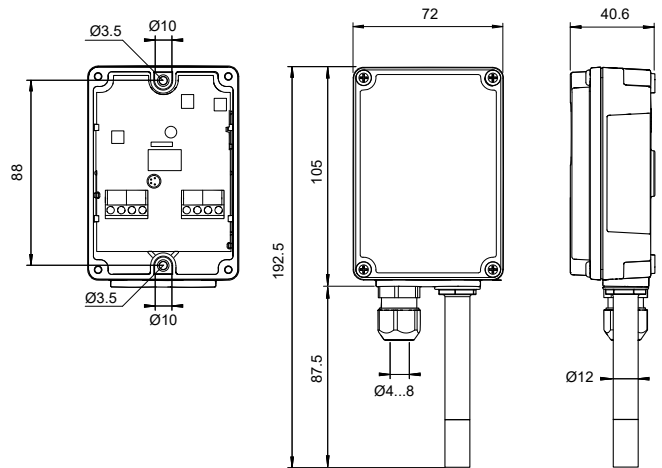
Unrivaled Outdoor Humidity Measurements

The integrated radiation shield of the outdoor models HMS110 and HMS112 enables unrivaled measurement performance. It reduces the impact of sunshine on temperature and humidity measurements, and ensures measurement accuracy in outdoor conditions. The most popular control parameters in free cooling – dew point temperature, wet bulb temperature, and enthalpy – are available as output parameters.

Well-suited for Cleanroom Monitoring

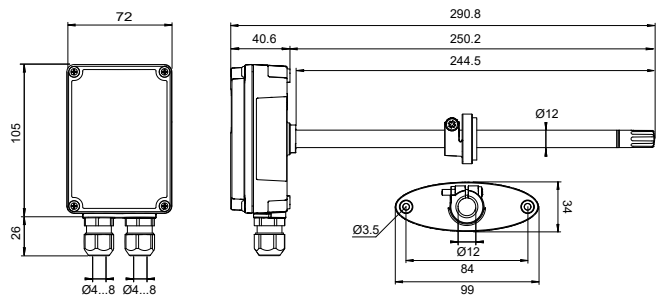
The HMD110 and HMW110 transmitters can be ordered with the catalytic HUMICAP® sensor HUMICAP® 180V. The catalytic sensor improves stability especially in hydrogen peroxide sterilized environments where repeated condensation is expected. An optional panel display can be added for remote monitoring. Transmitters can be installed into difficult-to-reach locations, while measurement data can be read from a more convenient spot.

Technical Data



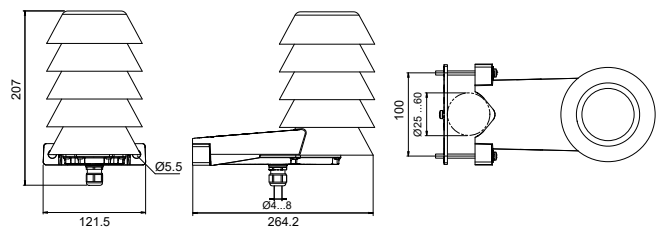
Dimensions in mm

HMW110/112 RH+T transmitters for measurements in wet areas



Dimensions in mm

HMD110/112 RH+T transmitters for ducts



Dimensions in mm

HMS110/112 RH+T transmitters for outdoor measurements

Models

Model Number	Type	Output	Special Features	Ingress Protection
HMW110	Wall-mount, RH+T	2-wire current or Modbus RTU output	Configurable model ¹⁾	IP65
HMW112	Wall-mount, RH+T	2-wire current output		IP65
HMD110	Duct-mount, RH+T	2-wire current or Modbus RTU output	Configurable model ¹⁾	IP65
HMD112	Duct-mount, RH+T	2-wire current output		IP65
HMS110	Outdoor, RH+T	2-wire current or Modbus RTU output	Radiation shield, configurable model ¹⁾	IP65
HMS112	Outdoor, RH+T	2-wire current output	Radiation shield	IP65

1) Delivered with customer specific output settings, including calculated humidity parameters and special scaling of outputs.

Measurement Performance

Relative Humidity

Measurement range	0 ... 100 %RH
Accuracy at temperature range +10 ... +30 °C (+50 ... +86 °F)	
0 ... 90 %RH	±2 %RH
90 ... 100 %RH	±3 %RH
Accuracy at temperature range -20 ... +10 °C, +30 ... +60 °C (-4 ... +50 °F, +86 ... +140 °F)	
0 ... 90 %RH	±3 %RH
90 ... 100 %RH	±4 %RH
Accuracy at temperature range -40 ... -20 °C (-40 ... -4 °F)	
0 ... 100 %RH	±4 %RH
Stability in typical HVAC applications	±0.5 %RH/year
Humidity sensor	Vaisala HUMICAP® 180R

Temperature

Measurement range	-40 ... +60 °C (-40 ... +140 °F)
Accuracy at +20 °C (+68 °F)	±0.2 °C (±0.36 °F)
Temperature dependence	±0.01 °C/°C
Temperature sensor	Pt1000 RTD Class F0.1 IEC 60751

Calculated Parameters

Measurement range for dew point temperature and wet bulb temperature	-40 ... +60 °C (-40 ... +140 °F)
Measurement range for enthalpy	-40 ... 460 kJ/kg (-10 ... +190 BTU/lb)
Accuracy of the calculated parameters should be calculated at the actual condition based on the RH and temperature specification.	
Accuracy at 20 °C (68 °F) and 80 %RH:	
Dew point	±0.7 °C (1.2 °F)
Wet bulb temperature	±0.5 °C (0.9 °F)
Enthalpy	±1.6 kJ/kg (0.7 BTU/lb)
Factory calibration uncertainty at 20 °C (+68 °F)	±1.5 %RH/±0.2 °C

Operating Environment (All Models)

Operating temperature	-40 ... +60 °C (-40 ... +140 °F)
Operating humidity	0 ... 100 %RH
Maximum wind/flow speed	30 m/s
Storage temperature	-40 ... +60 °C (-40 ... +140 °F)
Electromagnetic compliance	EN61326-1, Industrial Environment

Inputs and Outputs

Devices Ordered With Analog Output

Outputs	4 ... 20 mA, loop powered
Loop resistance	0 ... 600 Ω
Supply voltage	20 ... 28VDC at 600 Ω load 10 ... 28VDC at 0 Ω load
Interface for RDP100 Remote Display Panel	Power and data supplied from transmitter

Devices Ordered With Modbus Output

Interface	RS-485, not isolated, no line termination
Default serial settings	19200 bps N 8 2
Protocols	Modbus RTU
Supply voltage	10 ... 28VDC

Spare Parts and Accessories

Remote Display Panel	RDP100
Conduit fitting + O-ring (M16x1.5 / NPT1/2 Inch)	210675SP
Conduit fitting + O-ring (M16x1.5 / PG9, RE-MS)	210674SP
Fastening set HMS110	237805
Fastening flange assembly (screws included)	ASM210771SP
Porous PTFE Filter	DRW239993SP
Membrane Filter	ASM210856SP
Terminal Block, Blue	236620SP
USB cable for PC connection	219690
Connection cable for HM70 hand-held meter	219980SP
HUMICAP® 180R sensor	HUMICAP180R
Catalytic HUMICAP® sensor	HUMICAP180V

Mechanical Specifications

Maximum wire size	1.5 mm ² (AWG 16)
Standard housing color	White (RAL9003)
Housing material	PC + 10 %GF (UL-V0 approved)

