

TF4

Digital timer

- Simple function, convenient setting
- Time range selection by using the front side deep switch (2 kinds)
- 10 decimal system, sexagesimal system
- Relay or transistor output
- Free voltage
(100 – 240 V AC 50 – 60 Hz, 24 – 60 V DC)



C
Counter /
Timer

●● Suffix code

Model	Code	Description
TF4-	<input type="checkbox"/> <input type="checkbox"/> <input type="checkbox"/> <input type="checkbox"/>	Digital timer 48(W) X 48(H)
Time specification	A	999.9sec / 9999sec
	B	9min 59.9sec / 59min 59sec
	C	999.9min / 59hour 59min
Display method	U	Up display
	D	Down display
Power supply voltage	A	100 – 240 V AC 50 – 60 Hz
	D	24 – 60 V DC
Control output	R	Relay
	T	Open collector

●● Specification

Input	
Reset	Power reset (500 ms min), external reset and manual reset (20 ms min)
Inhibit Input	Stop measuring the time due to the external signal (20 ms min)
Noise immunity	Square-shaped wave noise due to the noise simulator (1μs pulse width), ±2 kV (between the operational power terminal)

Function

Repetition accuracy	Less than ± 0.01 % of the set value ± 0.05 s (when it is power start type)
	Less than ± 0.005 % of the set value ± 0.003 s (when it is RESET start type)
Insulation resistance	100 M Ω min (500 V DC) electric conduction terminal – non recharging metal
Dielectric strength	2000 V AC 60 Hz 1 minute (within different recharging terminal from each other)

Function and output

Operation type	Up display, down display (selected by the suffix code)	
Output action	Once indicated value becomes same as the set value, it becomes "ON" (UP). If indicated value becomes 0 within the set value then it becomes "ON" (Down) * Please refer to the output action mode	
Time setting recognition	Recognize at all times (possible to change the setting in the middle of applying electric current)	
Alphabet display	height 11 mm, width 8 mm	
Control output	Relay	Instant 1 c, 250 V AC 3 A (resistive load)
	Transistor	Open collector, 30 V DC 100 mA max.
Time range	Code division	range
	A	999.9sec / 9999sec
	B	9min 59.9sec / 59min 59sec
	C	999.9min / 59hour 59min

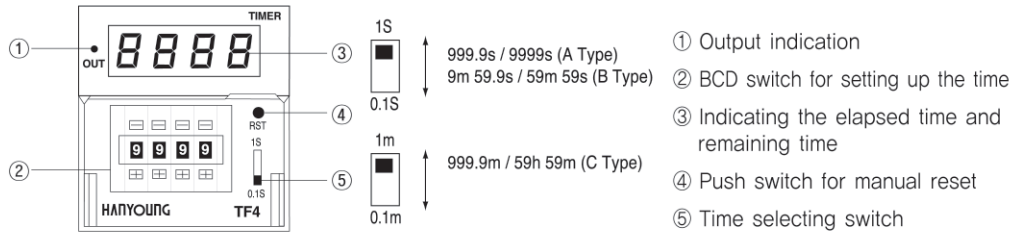
Standard specification

Power supply voltage	100 – 240 V AC 50 – 60 Hz
	24 – 60 V DC
Voltage fluctuation	± 10 % of the power supply voltage
Power consumption	AC : approx. 4.8 VA (240 V AC 60 Hz)
	DC : approx. 0.7 W (24 V DC)
Ambient temperature	-10 ~ 50 °C
Ambient humidity	35 ~ 85 % RH
Storage temperature	-20 ~ 65 °C
Vibration resistance	10 – 55 Hz, peak amplitude 0.5 mm, for 2 hour each in 3 axis direction
Shock resistance	300 %, 3 times each in 3 axes direction
Weight	Approx. 100 g

C

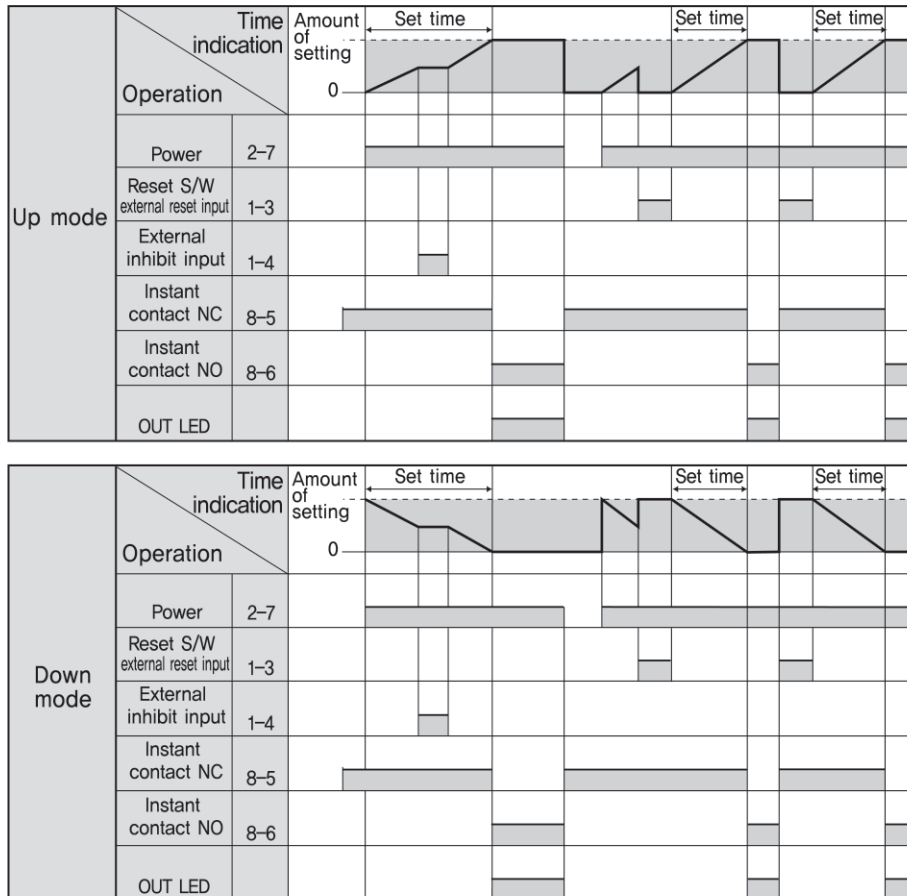
Counter /
Timer

Name of each part



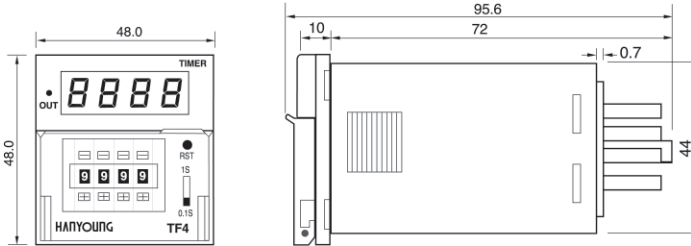
■ Output action mode

(Cautious) After output is generated, output and indication will be remained until the reset signal is inputted.

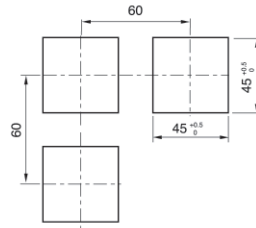


Dimension and panel cutout (unit : mm)

Dimension

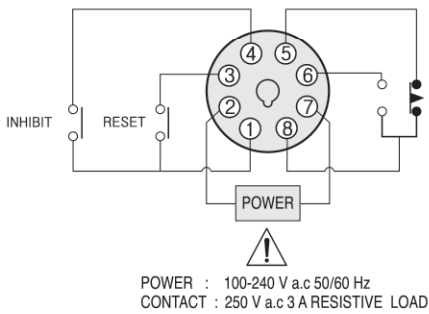


Panel cutout

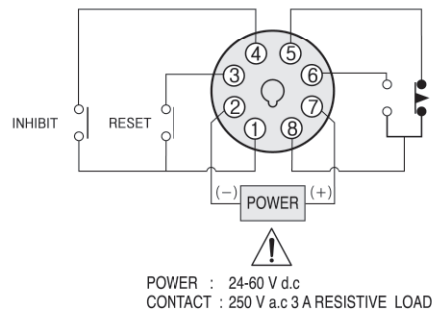


Connection diagram

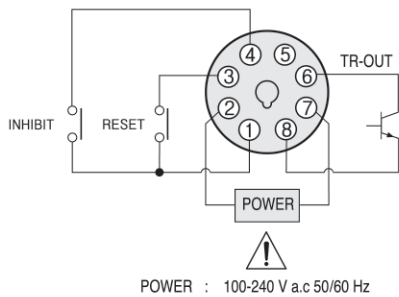
AC input-relay output



DC input-relay output



AC input-open collector output



DC input-open collector output

