

Connector cable

- Applied when wiring the connector type and relay connector type proximity sensor
- Extend the wire when using the connector type and relay connector type (Relay cable)
- Replace the proximity sensor only when repairing the line so excellent workability.

● Suffix code

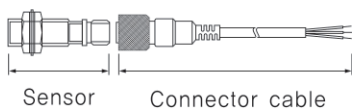
Model	Code				Description
	<input type="checkbox"/>	<input type="checkbox"/>	<input type="checkbox"/>	<input type="checkbox"/> - <input type="checkbox"/>	Cable for connecting proximity sensor
Cable	A				Connector cable
	B				Relay cable
Power supply voltage	A				AC
	D				DC
Number of wires			2		2 wires
			3		3 wires
			4		4 wires
Connector type			S		Straight type
			A		Angle type
Cable length			2M		2 m
			5M		5 m

F

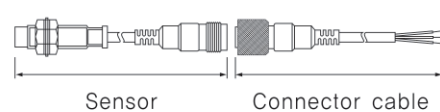
Proximity Sensor

■ Normal connection

• Connector type

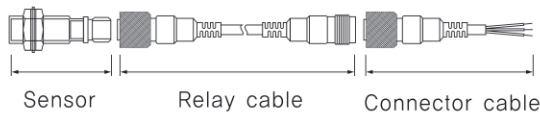


• Relay connector type

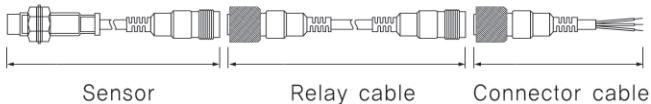


■ Connection method when extending the length of wire

• Connector type



• Relay connector type



■ Connector cable and relay cable

Type	Appearance	Model	Cable length	Usable power
Connector cable		AA2S-2M	2 m	AC 2 wire type
		AA2S-5M	5 m	
		AD3S-2M	2 m	DC 3 wire type
		AD3S-5M	5 m	
		AD2S-2M	2 m	DC 2 wire type
		AD2S-5M	5 m	
		AA2A-2M	2 m	AC 2 wire type
		AA2A-5M	5 m	
		AD3A-2M	2 m	DC 3 wire type
		AD3A-5M	5 m	
	AD2A-2M	2 m	DC 2 wire type	
	AD2A-5M	5 m		
Relay cable		BA4S-2M	2 m	AC
		BA4S-5M	5 m	
		BD4S-2M	2 m	DC
		BD4S-5M	5 m	
		BA4A-2M	2 m	AC
		BA4A-5M	5 m	
		BD4A-2M	2 m	DC
		BD4A-5M	5 m	



⊙ Dimension (unit : mm)

Type	Code	Power/Number of wire	Dimension
Connector cable	AD3S	DC 3 wire	<ul style="list-style-type: none"> • Straight type
	AD2S	DC 2 wire	
	AA2S	AC 2 wire	
	AD3A	DC 3 wire	<ul style="list-style-type: none"> • Angle type
	AD2A	DC 2 wire	
	AA2A	AC 2 wire	
Relay cable	BD4S	DC 4 wire	<ul style="list-style-type: none"> • Straight type
	BA4S	AC 4 wire	
	BD4A	DC 4 wire	<ul style="list-style-type: none"> • Angle type
	BA4A	AC 4 wire	

●● Connection diagram

Type	Code	Power/Number of wire	Connection diagram
Connector cable	AD3S	DC 3 wire	<p>• Straight type/angle type</p>
	AD2S	DC 2 wire	
	AA2S	AC 2 wire	
	AD3A	DC 3 wire	
	AD2A	DC 2 wire	
	AA2A	AC 2 wire	
Relay cable	BD4S	DC 4 wire	<p>• Straight type/angle type</p>
	BA4S	AC 4 wire	
	BD4A	DC 4 wire	
	BA4A	AC 4 wire	

F
Proximity
Sensor