

CGT6N




6 sq.mm Ground / Earth Terminal Blocks

These Terminal Blocks are used for Grounding / Earthing Wires. They are Green-Yellow colour coded as per industries standard. They have the same top profile as their respective feed through Terminal Blocks.

TECHNICAL DATA

Tightening Torque	0.8 Nm
Housing Material	Polyamide
Comparative Tracking Index	1
Standard Colour	Yellow - Green
Type of Connection	Screw Clamp
Product Function	Earthing/Grounding
Wire Entry Orientation	Side Entry
Mounting Possibility	DIN 35/DIN 35-15 Rail
Screw Size	M3.5
Operated by	Screwdriver
Rated Surge Voltage	8 KV
Pollution Degree	3

ACCESSORIES....

IMAGES	CAT. NO.	DESCRIPTION	STD. PACK
	SCS0.8/4	Electricians Screwdriver for slotted screws	10

CONNECTION DATA

Conductor Cross Section Stranded min.	0.2 mm ²
Conductor Cross Section Stranded max.	6 mm ²
Conductor Cross Section AWG/Kcmil min	22 AWG
Conductor Cross Section AWG/Kcmil max	8 AWG
Conductor Cross Section Stranded with Ferrule/Lug min	0.2 mm ²
Conductor Cross Section Stranded with Ferrule/Lug max	6 mm ²
2 Conductors with same Cross Section Stranded min	0.2 mm ²
2 Conductor with same Cross Section Stranded max	4 mm ²
Conductor Cross Section Solid min	0.2 mm ²
Conductor Cross Section Solid max	10 mm ²
2 Conductors with same Cross Section Stranded with TWIN Ferrule/Lug min	0.2 mm ²
2 Conductor with same Cross Section Stranded with TWIN Ferrule/Lug max	4 mm ²
Stripping Length	12 mm
Internal Cylindrical Gauge	A5

DIMENSIONS

Height with DIN 35 x 15 mm rail	55.8 mm
Height with DIN 35 x 7.5 mm rail	48.2 mm
Length	55.5 mm
Width (Thickness)	8 mm




APPROVALS



ORDERING INFORMATION

CAT. NO.	DESCRIPTION	STD. PACK
CGT6N	6 sq.mm Grounding / Earthing Terminal Block.	50

ACCESSORIES

IMAGES	CAT. NO.	DESCRIPTION	STD. PACK
	CA701-1M	Din 35 Rail unslotted 1 meter	50
	CA701-2M	Din 35 Rail unslotted 2 meter	50
	CA701-2M-S	Din 35 Rail slotted 2 meter	50
	CA701-1M-S	Din 35 Rail slotted 1 meter	50
	CA701-15-1M	Din 35 Rail 15 deep unslotted 1 meter	50
	CA701-15-1M-S	Din 35 Rail 15 deep slotted 1 meter	50
	CA701-15-2M	Din 35 Rail 15 deep unslotted 2 meter	50
	CA701-15-2M-S	Din 35 Rail 15 deep slotted 2 meter	50
	CA509/K8/V	Marking Tag with Vertical printing.	100

RATINGS AS PER STANDARDS

STANDARDS	UL 1059	CSA C.22.2 No:158	DIN EN60947-7-2
Approvals	UL	CSA	VDE
Conductor Cross Section Stranded min.	22 AWG	22 AWG	1.5 mm ²
Conductor Cross Section Stranded max.	8 AWG	8 AWG	6 mm ²
Tightening Torque	14 lb-in	14 lb-in	0.8 Nm
STANDARDS	IEC/EN60947-7-2	EN60079-7	EN60079-7
Approvals	CE	ATEX	ATEX-IECex
Conductor Cross Section Stranded min.	0.2 mm ²	0.5 mm ²	0.5 mm ²
Conductor Cross Section Stranded max.	6 mm ²	6 mm ²	6 mm ²
Tightening Torque	0.8 Nm	0.8 Nm	0.8 Nm
Operating Temperature Range		-40 to +85 °C	