

**CF4SP**



**4 sq.mm Single Level Fuse Terminal Blocks with Jumper possibility**

These Terminal Blocks are used in electrical and control systems which require fuse protection. The CF series accepts industry standard 5 x 20 mm and 5 x 25 mm glass cartridge fuses. These blocks are completely closed and do not need a separate end plate. Fuse blocks are supplied with a 6.3 A fast blow fuse (unless specified).

**TECHNICAL DATA**

Rated Voltage	1000 V
Rated Current	6.3 A
Tightening Torque	0.5 Nm
Housing Material	Polyamide
Comparative Tracking Index	1
Standard Colour	Grey
Type of Connection	Screw Clamp
Product Function	Single Level Fuse
Wire Entry Orientation	Side Entry
Mounting Possibility	DIN 32/DIN 35/DIN 35-15 Rail
Screw Size	M3
Operated by	Screwdriver
Rated Surge Voltage	4 KV
Pollution Degree	3

**CONNECTION DATA**

Conductor Cross Section Stranded min.	0.2 mm <sup>2</sup>
Conductor Cross Section Stranded max.	4 mm <sup>2</sup>
Conductor Cross Section AWG/Kcmil min	24 AWG
Conductor Cross Section AWG/Kcmil max	10 AWG
Conductor Cross Section Stranded with Ferrule/Lug min	0.2 mm <sup>2</sup>
Conductor Cross Section Stranded with Ferrule/Lug max	4 mm <sup>2</sup>
2 Conductors with same Cross Section Stranded min	0.2 mm <sup>2</sup>
2 Conductor with same Cross Section Stranded max	2.5 mm <sup>2</sup>
Conductor Cross Section Solid min	0.2 mm <sup>2</sup>
Conductor Cross Section Solid max	6 mm <sup>2</sup>
2 Conductors with same Cross Section Stranded with TWIN Ferrule/Lug min	0.2 mm <sup>2</sup>
2 Conductor with same Cross Section Stranded with TWIN Ferrule/Lug max	2.5 mm <sup>2</sup>
Stripping Length	8 mm
Internal Cylindrical Guage	A4

**DIMENSIONS**

Height with DIN 32 rail	75 mm
Height with DIN 35 x 15 mm rail	77.5 mm
Height with DIN 35 x 7.5 mm rail	70 mm
Length	58.5 mm
Width (Thickness)	6 mm

**APPROVALS**



**FUSE SPECIFICATIONS**

Fuse Size	5 X 20 mm
Fuse Type	Cartridge glass fuse
Fuse Current Rating	6.3 A




**ORDERING INFORMATION**

CAT. NO.	DESCRIPTION	STD. PACK
CF4SP	4 sqmm Fuse Terminal Block in Grey Colour.	50
CF4SPBU	4 sqmm Fuse Terminal Block in Blue Colour.	50
CF4SPBK	4 sqmm Fuse Terminal Block in Black Colour.	50

**ACCESSORIES**

IMAGES	CAT. NO.	DESCRIPTION	STD. PACK
	CA501-1M	Din 32 Rail unslotted 1 meter	50
	CA501-1M-S	Din 32 Rail slotted 1 meter	50
	CA501-2M	Din 32 Rail unslotted 2 meter	50
	CA501-2M-S	Din 32 Rail slotted 2 meter	50
	CA701-1M	Din 35 Rail unslotted 1 meter	50
	CA701-2M	Din 35 Rail unslotted 2 meter	50
	CA701-2M-S	Din 35 Rail slotted 2 meter	50
	CA701-1M-S	Din 35 Rail slotted 1 meter	50
	CA701-15-1M	Din 35 Rail 15 deep unslotted 1 meter	50
	CA701-15-1M-S	Din 35 Rail 15 deep slotted 1 meter	50
	CA701-15-2M	Din 35 Rail 15 deep unslotted 2 meter	50
	CA701-15-2M-S	Din 35 Rail 15 deep slotted 2 meter	50
	CA702	End Clamp in Polyamide 66 suitable for Din 32 / Din 35 / Din 35-15 Rails	50
	CA802	End Clamp in Polyamide suitable for Din 35 / Din 35-15 Rails	50
	CA722/2	Pre Assembled Shorting Link assemblies with 2 poles	100
	CA722/3	Pre Assembled Shorting Links assemblies with 3 poles	100
	CA722/4	Pre Assembled Shorting Links assemblies with 4 poles	100
	CA722/10	Pre Assembled Shorting Links assemblies with 10 poles	10
	CA722/100	Pre Assembled Shorting Links assemblies with 100 poles	10
	CA742/2	Insulated Pre assembled Shorting Link for 2 way shorting	100
	CA742/3	Insulated Pre assembled Shorting Link for 3 way shorting	100
	CA742/4	Insulated Pre assembled Shorting Link for 4 way shorting	100
	CA742/10	Insulated Pre assembled Shorting Link for 10 way shorting	10
	CA742/100	Insulated Pre assembled Shorting Link for 100 way shorting	10
	CA714/2	External Comb Type Shorting Link Available in 2 pole	100
	CA714/3	External Comb Type Shorting Link Available in 3 pole	100
	CA714/4	External Comb Type Shorting Link Available in 4 pole	100
	CA714/10	External Comb Type Shorting Link Available in 10 pole	20
	CA703/1	Permanent Shorting Link for 2 way shorting	100
	CA704/1	Permanent Shorting Link for 3 way shorting	100
	CA705/1	Permanent Shorting Link for 4 way shorting	100
	CA732/10	Permanent Shorting Link for 10 way shorting	100
	CA732/10-A	Permanent Shorting Link (Breakable) for 10 way shorting	100
	CA732/100	Permanent Shorting Link for 100 way shorting	100

ACCESSORIES....

IMAGES	CAT. NO.	DESCRIPTION	STD. PACK
	CA707/S/Q/01	Shorting Sleeve and Screw	100
	CA509/K6	Blank Marking Tag	100
	SCS0.6/3.5	Electricians Screwdriver for slotted screws	10

NOTES

This Terminal Block can also be mounted on Din15 Rail i.e CA601

RATINGS AS PER STANDARDS

STANDARDS	UL 1059	IEC/EN60947-7-1	CSA C.22.2 No:158
Approvals	UL	CE	CSA
Conductor Cross Section Stranded min.	24 AWG	0.2 mm <sup>2</sup>	24 AWG
Conductor Cross Section Stranded max.	10 AWG	4 mm <sup>2</sup>	10 AWG
Rated Voltage	600 V	1000 V	600 V
Rated Current	10 A	6.3 A	10 A
Tightening Torque	4.5 lb-in	0.5 Nm	4.5 lb-in