


Properties

Quartz infrared heating elements provide medium wave infrared radiation. They are favoured in industrial applications where a more rapid heater response is necessary, including systems with long heater off cycles. The standard quartz heating elements range consists of cassette style elements constructed with aluminised steel as standard, stainless steel is also an option. These emitters have peak emissions in the medium to long wavelength range.

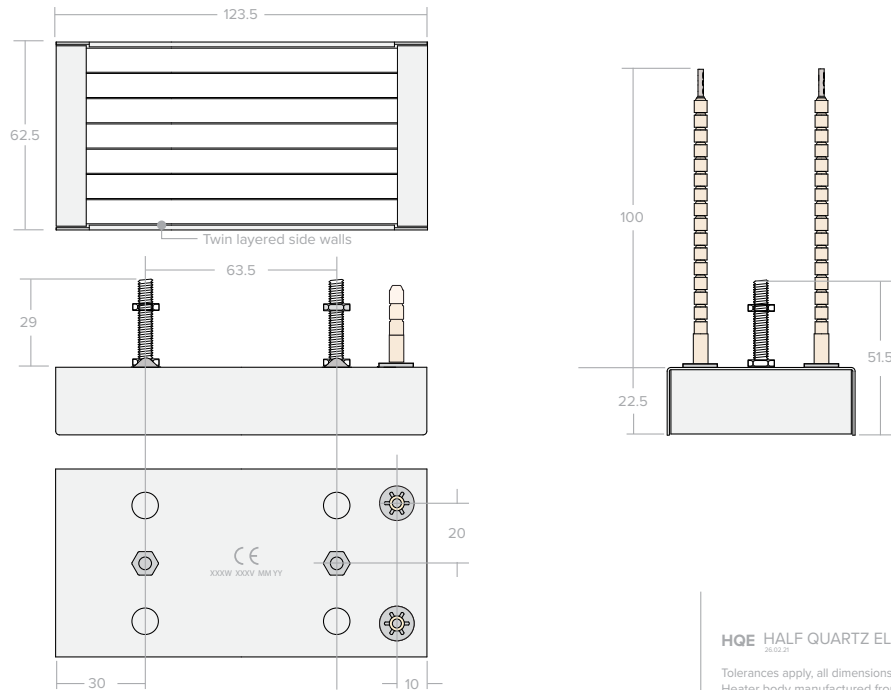
Technical specification

Material	Aluminium clad steel body with an embedded iron-chrome aluminium resistance wire
Heater Voltage	230 V (standard)
Operating Temperature	Max permissible 500°C
Useful wave-length range	1.5 - 8 µm (microns) long wavelength
Dimensions	123.5 x 62.5 x 22.5 mm
Average weight	217 g
Electric connection	100 mm ceramic beaded power leads
Assembly	Recommended radiation distance from heater is 100mm to 200mm. Heater is mounted using 2 M5 x 30mm fixings screws attached to the rear of the element.
Recommended Spacing	5mm minimum spacing between elements
Average operating life	Up to 5 000 hrs depending on conditions
Standards	CE
Packaging w x h x d	126 x 64 x 64 mm



Standard assortment

Model HQE	Power W	Mean Surface Temperature °C	Max Power Density kW/m ²
HQE 150	150	477	18
HQE 250	250	493	30
HQE 325	325	644	39
HQE 400	400	709	48
HQE 500	500	772	60



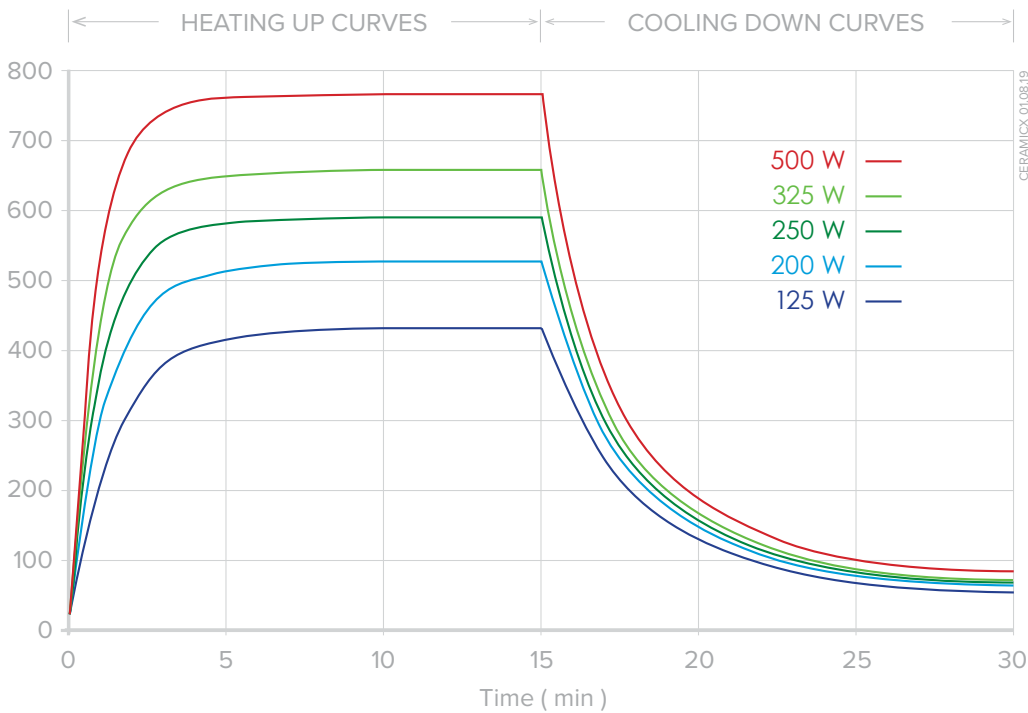
HQE HALF QUARTZ ELEMENT

Tolerances apply, all dimensions mm.
 Heater body manufactured from 0.75 mm polished aluminium clad steel (500°C max)



Recommended reflector thickness
 0.75 - 0.9 mm
 0.0296" x 0.0354"

For fitting instructions see
www.ceramicx.com/ir-heaters-installation-instructions/



HQE Half Quartz Element

Heating up and cooling down curves showing average surface temperature taken with an infrared thermometer set at an emissivity of 0.7