

Highlights

- One- or two-color operation (unique feature)
- Wide temperature range: 600 to 3000°C (3 models)
- High speed digital signal processor
- Fast response time down to 10 ms
- Superior optical resolution to 130:1
- Bi-directional RS-485 communications (networkable)
- Programmable relay output (dual setpoints / fail safe alarm)
- Variable-focus optics and built-in interface, display
- Through-the-lens sighting
- Simultaneous analog and digital output
- Ambient temperatures to 315°C with ThermoJacket™ enclosure
- Compact, rugged design, IP65 rated
- Unique “dirty window” alarm
- Marathon DataTemp® software for remote configuration and monitoring

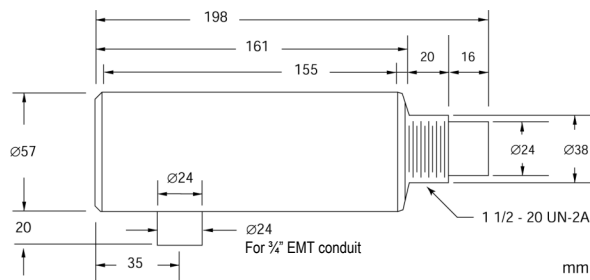
Electrical Specifications

Outputs	0/4-20 mA, max. load: 500 Ω RS-485 full duplex, networkable Relay, 48 V, 300 mA, response time < 2 ms
Power Supply	24 VDC ±20%, 500 mA

General Specifications

Environmental Rating	IP65 (IEC529)
Ambient Temperature	0 to 50°C without cooling up to 120°C with air cooling up to 175°C with water cooling up to 315°C with ThermoJacket
Storage Temperature	-20 to 70°C
Relative Humidity	10 to 95%, non-condensing
Shock	IEC 68-2-27
Vibration	IEC 68-2-6
Weight	Optical head 480 g with air/water cooled housing 800 g

Dimensions



MR

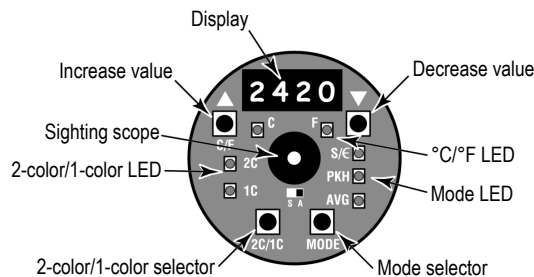
Datasheet



Measurement Specifications

Temperature Range	MR1SA 600 to 1400°C MR1SB 700 to 1800°C MR1SC 1000 to 3000°C
Spectral Response	1,0 μm nominal (Si/Si layered detector)
System Accuracy	± (0,5% T _{measured} + 2°C)
Repeatability	±0,3% full scale
Temperature Resolution	1°C
Response Time	10 ms (95%)
Emissivity	0,10 to 1,00 in 0,01 increments (one-color)
Slope	0,850 to 1,150 in 0,001 increments (two-color)
Signal Processing	Peak hold, valley hold, averaging

User Interface

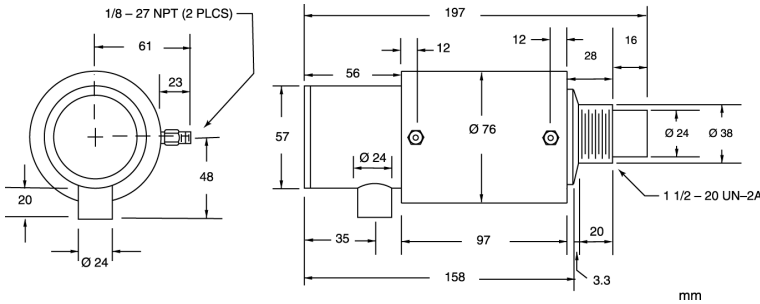


Accessories

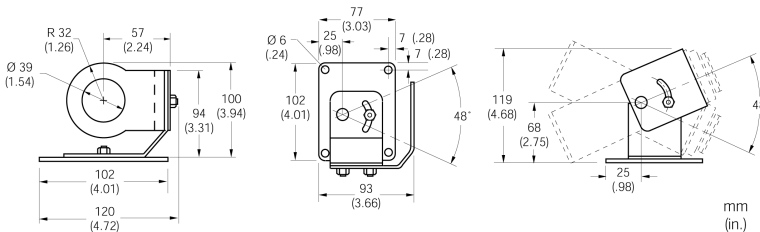
The models includes a mounting nut, an adjustable bracket, end cap for display, an operator's manual and Marathon DataTemp Software. Additional accessories are available:

- Fixed bracket (XXXTXACFB)
- Air purge collar (XXXTXACAP)
- ThermoJacket enclosure for ambient temperatures to 315°C (RAYTXJT1M), see also ThermoJacket datasheet
- Polarizing filter end cap (XXXTPFEC)
- Cable with terminal block (XXX2CCB...)
- Switching power supply 110 / 220 VAC to 24 VDC, 1,1 A (XXX2CDCPSS)
- RS-485 / RS-232 interface converter with 220 VAC / 9 VDC adapter (XXX485CVT2)
- Focus adjustment tool when the sensor is installed in a ThermoJacket (XXX2CFT)
- Protective front window incl. O-ring (XXX2CPW)
- Marathon transportable accessory kit (RAYMTAKE)

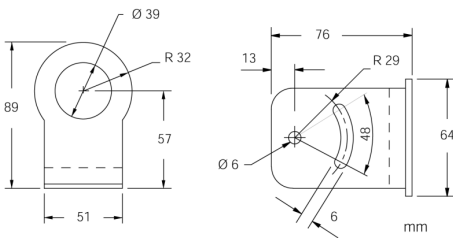
Air/Water-Cooled Housing (...W)



Adjustable Bracket (XXXTXACAB)



Fixed Bracket (XXXTXACFB)



Optical Specifications

Optical Resolution D : S¹

MR1SA	44 : 1
MR1SB	82 : 1
MR1SC	130 : 1

Focus Distance

Standard Focus	600 mm to ∞
Close Focus	300 mm to 600 mm

Smallest Spot Size²

MR1SASF	14 mm
MR1SBSF	7,3 mm
MR1SCSF	4,6 mm
MR1SACF	7,0 mm
MR1SBCF	3,7 mm
MR1SCCF	2,3 mm

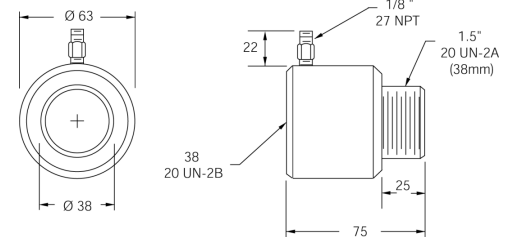
¹ at 95% energy, D: Distance between sensor and object, S: diameter of spot size
² typical values at minimum focus distance, SF = Standard Focus, CF = Close Focus

Options

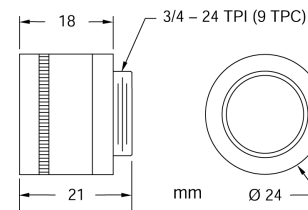
Options must be specified at time of order.

- ISO Calibration Certificate, based on NIST/DKD certified probes (XXXMRCERT)
- Water-Cooled Housing, incl. Air Purge Collar (...W)

Air Purge Collar (XXXTXACAP)



Polarizing Filter (XXXTPFEC)



www.raytek.com

for up-to-the-minute features

58001, Rev. E, 08/2003 – Raytek, the Raytek Logo, Thermalert and DataTemp are registered trademarks of Raytek Corporation. Specifications subject to change without notice. Raytek is ISO 9001:2000 certified.

Worldwide Headquarters

Raytek Corporation
 Santa Cruz, CA USA
 Tel: +1 831 458 – 1110
 +1 800 227 – 8074
 Fax: +1 831 458 – 1239
automation@raytek.com

Raytek United Kingdom

Milton Keynes, UK
 Tel: +44 1908 630 800
 Fax: +44 1908 630 900
ukinfo@raytek.com

European Headquarters

Raytek GmbH
 Berlin, Germany
 Tel: +49 30 47 80 08 - 0
 Sales: - 400
 Fax: +49 30 4 71 02 51
raytek@raytek.de

Raytek France

Palaiseau, France
 Tel: +33 164 53 15 40
 Fax: +33 164 53 15 44
info@raytek.fr



B.L.W. Visser B.V.
 Postbus 36
 7500 AA Enschede
 Nederland

tel. (+31) 053 - 431 96 61
 fax (+31) 053 - 431 61 53
 e-mail info@blwisser.nl
 internet www.blwisser.nl

Raytek®